

Summary Results Report  
 Primary Election  
 June 2, 2026

UNOFFICIAL RESULTS

Rosebud County, Montana

**Statistics** TOTAL

Ballots Cast - Total	1,869
Ballots Cast - DEMOCRAT	391
Ballots Cast - LIBERTARIAN	12
Ballots Cast - REPUBLICAN	1,466
Ballots Cast - Blank	0

**DEM US SENATOR**

Vote For 1

	TOTAL	VOTE %	
ALANI BANKHEAD	119	30.67%	
MICHAEL BLACK WOLF	140	36.08%	
MICHAEL HUMMERT	20	5.15%	
CHRISTOPHER KEHOE	18	4.64%	
REILLY NEILL	91	23.45%	
<b>Total Votes Cast</b>	<b>388</b>	<b>100.00%</b>	
Overvotes	1		
Undervotes	2		
Contest Totals	391		
Precincts Reporting	12 of 12		

**DEM US REP 2ND DST**

Vote For 1

	TOTAL	VOTE %	
SAM LUX	76	19.95%	
BRIAN J MILLER	175	45.93%	
JONATHAN WINDY BOY	130	34.12%	
<b>Total Votes Cast</b>	<b>381</b>	<b>100.00%</b>	
Overvotes	0		
Undervotes	10		
Contest Totals	391		
Precincts Reporting	12 of 12		

**DEM PUB SVC COMMISSIONER DST 1**

Vote For 1

	TOTAL	VOTE %	
ANGELINE CHEEK	207	100.00%	
<b>Total Votes Cast</b>	<b>207</b>	<b>100.00%</b>	
Overvotes	0		
Undervotes	22		
Contest Totals	229		
Precincts Reporting	9 of 9		

Summary Results Report  
 Primary Election  
 June 2, 2026

UNOFFICIAL RESULTS  
 Rosebud County, Montana

**DEM STATE SENATOR DST 18**

Vote For 1

	TOTAL	VOTE %
STAN TAYLOR	204	100.00%
<b>Total Votes Cast</b>	<b>204</b>	<b>100.00%</b>
Overvotes	0	
Undervotes	25	
Contest Totals	229	
Precincts Reporting	9 of 9	

**DEM STATE REPRESENTATIVE DST 35**

Vote For 1

	TOTAL	VOTE %
NATALIE PARKER	207	100.00%
<b>Total Votes Cast</b>	<b>207</b>	<b>100.00%</b>
Overvotes	0	
Undervotes	22	
Contest Totals	229	
Precincts Reporting	9 of 9	

**DEM STATE REPRESENTATIVE DST 41**

Vote For 1

	TOTAL	VOTE %
JADE SOOKTIS	146	100.00%
<b>Total Votes Cast</b>	<b>146</b>	<b>100.00%</b>
Overvotes	0	
Undervotes	16	
Contest Totals	162	
Precincts Reporting	3 of 3	

**LIB US SENATOR**

Vote For 1

	TOTAL	VOTE %
KYLE AUSTIN	7	58.33%
TOM JANDRON	5	41.67%
<b>Total Votes Cast</b>	<b>12</b>	<b>100.00%</b>
Overvotes	0	
Undervotes	0	
Contest Totals	12	
Precincts Reporting	12 of 12	

Summary Results Report  
 Primary Election  
 June 2, 2026

UNOFFICIAL RESULTS  
 Rosebud County, Montana

**LIB US REP 2ND DST**

Vote For 1		TOTAL	VOTE %
PATRICK MCCrackEN		11	100.00%
<b>Total Votes Cast</b>		<b>11</b>	<b>100.00%</b>
Overvotes		0	
Undervotes		1	
Contest Totals		12	
Precincts Reporting		12 of 12	

**REP US SENATOR**

Vote For 1		TOTAL	VOTE %
KURT ALME		979	73.33%
LEE CALHOUN		245	18.35%
CHARLES WALKING CHILD		111	8.31%
<b>Total Votes Cast</b>		<b>1,335</b>	<b>100.00%</b>
Overvotes		0	
Undervotes		131	
Contest Totals		1,466	
Precincts Reporting		12 of 12	

**REP US REP 2ND DST**

Vote For 1		TOTAL	VOTE %
TROY DOWNING		1,279	100.00%
<b>Total Votes Cast</b>		<b>1,279</b>	<b>100.00%</b>
Overvotes		0	
Undervotes		187	
Contest Totals		1,466	
Precincts Reporting		12 of 12	

**REP PUB SVC COMMISSIONER DST 1**

Vote For 1		TOTAL	VOTE %
JEFF PATTISON		802	72.71%
JEREMY TREBAS		301	27.29%
<b>Total Votes Cast</b>		<b>1,103</b>	<b>100.00%</b>
Overvotes		0	
Undervotes		297	
Contest Totals		1,400	
Precincts Reporting		9 of 9	

**REP STATE SENATOR DST 18**

Vote For 1

	TOTAL	VOTE %	
GREG KMETZ	590	43.03%	
DOUG MARTENS	781	56.97%	
<b>Total Votes Cast</b>	<b>1,371</b>	<b>100.00%</b>	
Overvotes	0		
Undervotes	29		
Contest Totals	1,400		
Precincts Reporting	9 of 9		

**REP STATE REPRESENTATIVE DST 35**

Vote For 1

	TOTAL	VOTE %	
GARY PARRY	1,184	100.00%	
<b>Total Votes Cast</b>	<b>1,184</b>	<b>100.00%</b>	
Overvotes	0		
Undervotes	216		
Contest Totals	1,400		
Precincts Reporting	9 of 9		

**REP COMMISSIONER DST 1**

Vote For 1

	TOTAL	VOTE %	
LONNIE R. ANDERSON	23	2.76%	
RANDY KRAUS	184	22.12%	
ERIC LAWRENCE	115	13.82%	
KURT SEWARD	296	35.58%	
DANA STOKKE	88	10.58%	
PAT ZENT	126	15.14%	
<b>Total Votes Cast</b>	<b>832</b>	<b>100.00%</b>	
Overvotes	1		
Undervotes	12		
Contest Totals	845		
Precincts Reporting	5 of 5		

**REP CLERK AND RECORDER**

Vote For 1

	TOTAL	VOTE %	
SAMANTHA BEYL	406	28.75%	
SALLY A. WANNER	1,006	71.25%	
<b>Total Votes Cast</b>	<b>1,412</b>	<b>100.00%</b>	
Overvotes	0		
Undervotes	54		
Contest Totals	1,466		
Precincts Reporting	12 of 12		

**REP SHERIFF**

Vote For 1

	TOTAL	VOTE %
ALLEN FULTON	1,276	100.00%
<b>Total Votes Cast</b>	<b>1,276</b>	<b>100.00%</b>
Overvotes	0	
Undervotes	190	
Contest Totals	1,466	
Precincts Reporting	12 of 12	

**REP CORONER**

Vote For 1

	TOTAL	VOTE %
KEITH RAYMOND	1,318	100.00%
<b>Total Votes Cast</b>	<b>1,318</b>	<b>100.00%</b>
Overvotes	0	
Undervotes	148	
Contest Totals	1,466	
Precincts Reporting	12 of 12	

**REP ATTORNEY**

Vote For 1

	TOTAL	VOTE %
C. KRISTINE (BYRON) WHITE	1,183	100.00%
<b>Total Votes Cast</b>	<b>1,183</b>	<b>100.00%</b>
Overvotes	0	
Undervotes	283	
Contest Totals	1,466	
Precincts Reporting	12 of 12	




**REP TREASURER**

Vote For 1

	TOTAL	VOTE %
ASHLEY BELL	1,323	100.00%
<b>Total Votes Cast</b>	<b>1,323</b>	<b>100.00%</b>
Overvotes	0	
Undervotes	143	
Contest Totals	1,466	
Precincts Reporting	12 of 12	




**SUPREME COURT JUSTICE 4**

Vote For 1

	TOTAL	VOTE %	
AMY EDDY	658	39.90%	
DAN WILSON	991	60.10%	
<b>Total Votes Cast</b>	<b>1,649</b>	<b>100.00%</b>	
Overvotes	0		
Undervotes	220		
Contest Totals	1,869		
Precincts Reporting	12 of 12		

**JUSTICE OF THE PEACE**

Vote For 1

	TOTAL	VOTE %	
ALICIA FRITZ	889	51.03%	
PAULA HEGEL	853	48.97%	
<b>Total Votes Cast</b>	<b>1,742</b>	<b>100.00%</b>	
Overvotes	0		
Undervotes	127		
Contest Totals	1,869		
Precincts Reporting	12 of 12		